



The CAW Newsletter is the official publication of the Capital Area Woodturners, Inc., a chapter of the AAW, and is published for the information of its members.

CAW Newsletter

<http://www.capwoodturners.org>

SEPTEMBER
2008

SPECIAL POINTS OF INTEREST:

- JAMIE DONALDSON
- MENTORING PROGRAM
- THE PHRUGAL PHOTO STUDIO
- PHIL NEEDS HELP!!!

INSIDE THIS ISSUE:

- Program Details 2
- Volunteers Still Needed 3
- President's Message 4
- The Virginia Symposium 7
- Skill Enhancement Info 7
- About Our Members 8
- Show N' Tell 10

Our Demonstrator For September - Jamie Donaldson

As with many high schoolers of the 50's and 60's, my formal wood education began in shop class. Then real life intruded, and although I continued an informal love affair with wood and woodworking, the years rolled by - college (BA Philosophy), wife, Army (Vietnam), profession (horse photographer), and midlife corrections (but same wife!). The wood flame was rekindled in 1986 when I added a lathe to my wood shop tool inventory. Aspirations soon revealed my ignorance, so I attended my first turning workshop in 1987, and the magic of beauty in found



wood was revealed to me. Here was a process that encompassed material, skill, form, logic, artistry, tools, and not deferred gratification. The orgy had begun! The pattern of workshops served to expand my skills and expectations, and collecting at craft shows and galleries brought substance to my new-found passion. Each teacher was selected to lead me down a new path of interest and exploration, and I sponged from their experience and bought their objects as wondrous souvenirs. I learned to make many of my own tools and see the potential beauty in wood all around me. The hours I spend at the lathe are a communion.

Meeting Information

Meeting Announcement:
Date: Saturday, September 13th, 2008
Time: 8:30 AM - 3:30 PM

Place: Bryant Adult Education Ctr. 2709 Popkins Lane, Alexandria, VA

DIRECTIONS TO THE MEETING:

From Virginia or Maryland, take I-495/I-95 towards

the Wilson Bridge over the Potomac River.

Take Exit 177A (Rt. 1 South) on the Virginia side. Approximately 1.9 miles south of the Beltway, you will pass the Beacon Mall complex with Lowes Home Improvement Warehouse on your right. Drive past the main entrance to Beacon Mall, go 4 more stop lights - about 1/2 mile. The 4th stop light will be

Popkins Lane. Turn Left onto Popkins Lane and go 2 blocks. Bryant Learning Center entry will be on your right. Drive to the East side of the building. Plenty of parking on the side or in the rear of the building.

The entrances to the woodworking shop and meeting rooms are off the back corner of the east side of the Bryant Center.

The fellowship of wood and steel is a spiritual experience by itself, and the yield is always more than art or kindling. Wood is a gift of nature, each piece unique and full of potential surprises. Shape and function speak of history, the diverse past and present civilizations and cultures of the world. Each piece evolves according to its unique natural design. The process of revelation is a rewarding experience for me and hopefully for other observers.



On **Friday, September 12th** Jamie will be conducting a workshop. The workshop will focus on turning square-edged bowls. Participants need to bring at least three 8" square by 2"-2-1/2" blanks with them to work on during the day. Green wood is preferable, but make sure the blanks are not too fresh. The primary tool used for the workshop will be the bowl gouge so this will give participants the opportunity to refine their technique using this tool along with the chance to produce some fine square bowls and other items. The cost for the workshop is \$35. Contact Mark Wollschlager at markwoll@his.com or 703-329-6305 to reserve your place. There are openings available.

Monthly Program Details for September 13th - \$7.00 Demo Fee

- 8:30 AM** Help set up for the demonstration. Look over the For Sale items in the equipment room. Help get the coffee bar going or have a cup of coffee and a donut with your fellow turners. Discuss the items in the Show & Tell table. Rent a video. Talk tips and techniques with others.
- 9:00 AM** Show and Tell
- 9:30 AM** A business meeting will be held. Photos of member items will be taken for the next CAW Newsletter. The tape library will be open. A silent auction table will be available for donated wood and items. Bring something to donate!!!
- 10:00 –3:30** The demo will be on Square edged pieces, sharpening , safety, and techniques. Jamie will also demonstrate the use of his Phrugal Photo Studio, shown elsewhere in the newsletter, to get the best digital shots of your work. He will also have handouts detailing its construction and use.
- 3:30 PM** Clean-up. Arrange meeting room and shop back to school standards. Everyone's help is needed and requested.



2Sand.com is a Maryland-based coated abrasive specialist serving woodturners, founded on the principles of fast service, fair prices, and superior products. We carry sanding discs, sandpaper sheets, and Abranet discs, and we can ship them to you today. If we offer a product on our web site then we have it in stock and ready to ship. **RJ Stroman, a CAW member**, operates 2Sand.com. Contact him at RJ@2Sand.com, 1-800-516-7621, or visit www.2Sand.com.

CAW 2008 Officer Roster**President, Frank Stepanski**

228 Aquia Bay Ave
Stafford, VA 22554-5327
540-720-4202
wood_turner@comcast.net

Vice-President,**Gerry Headley**

3017 Sanford Place
Owings, MD 20836 (H) 410-286-5958
gerryh3333@aol.com

Treasurer, Philip Mannino

11543 Clara Barton Drive
Fairfax Station, VA 22039
(H) 703-250-2876
phileman@cox.net

Secretary, Al Melanson

5561 Ann Peake Drive
Fairfax, VA 22032 (H) 703-250-6781
almelanson@msn.com

Program Director,**Mark Wollschlager**

5914 Otley Drive
Alexandria, VA 22310 (H) 703-329-6305
markwoll@his.com

Operations Director,**C. A. Savoy**

1309 Gatewood Drive
Alexandria, VA 22308 (H) 703-765-7268
cadjsavoy@cox.net

Newsletter Editor,**Richard Sherwood**

11908 Bracken Court
Bowie, MD 20820 (H) 301-805-1020
richard@sherwoodsweb.com

Club Support Volunteers**Don Kelley**

- Show and Tell Photos

Bill Bearden

- Video Library

Aaron Grebeldinger

- Education Outreach

George Salinas

- Bryant Display Window

Jonathan Hess

- Raffles/Auctions

Mike DeWan

- Raffles/Auctions

Ed Parelhoff

- CAW Clothes

Annie Simpson

- Mentor Program, Silent Auction, and Demo Fees

Priscilla Glasow

- Group Buy

Tom Boley

- Newsletter Proofreader

ONEWAY ORDER

CA places orders throughout the month. Check your catalog or call up the ONEWAY website at www.oneway.on.ca to see what's available and email your order to CA at cadjsavoy@cox.net.

If you need something any time during the month, send him an email and he will order and have it to you within a week. Also check the ONEWAY website for the new turning tools .

Items can be picked up at Bryant School on the 2nd Wednesday or last Tuesday during the Skill Enhancement workshops, at the monthly meetings or by special ar-

rangements, or orders can be shipped to you. You pay when you receive your order.

CAW--ONEWAY SALE OF THE MONTH - SEPTEMBER

20% OFF!!! MOST PRODUCTS EXCEPT LATHES!!!!!!! PLUS SHIPPING!!!

Will provide quote upon request.

Happy and Safe Turning!!! CA SAVOY

Volunteers Needed

GOOD NEWS! RJ Stroman has volunteered to take over the mentoring program, thanks RJ! The Club still needs someone to take over the duties of running the silent auction and/or collecting the demo fees. Annie has been doing this for 5 years, has done a great job and it is much appreciated. If you are interested, please let a Board member know.

2008 Schedule by Mark Wollschlager

October 11 Jigs and Tips
November 8 TBA
December 6 Christmas Party

Bring your tips and Jigs to share with the other members.

November is still TBA, but watch this space for more info.

October will be our Annual Meeting.

The President's Message - Frank Stepanski

Greetings all..

Judy proved to be quite the wealth of knowledge. A review of our instant Gallery was nice, as she provided some good food for thought on form & design. The demo included sound advice & thoughts when it comes to production turning, and for those who held to the end, the worlds fastest top making demo, you can rent the DVD from our library then play it back in slow motion.

It is time I turn the honor of serving as CAW President to someone else. It has been my privilege to serve the club in this position. It's actually a very easy job as the six other CAW board members do all the work. All I have to do is write an article for the newsletter once a month, and sometimes I'm late at that.

Just a reminder if you were a recipient of the Fairfax County Christian Church Copper Beach Tree, I would greatly appreciate it if you could bring in a piece or two for return to the church.

Don't forget the meeting for October is tips, jigs, tricks. To make this meeting a success we need members to share tools, jigs, tips used around the shop. Everyone is welcome to share something. The littlest things you do to make things easy for you could have the potential to help someone else,. Please think about what you do in your shop and share with your fellow CAW members. If you can let Mark know what you have and about how long you'll need to discuss what you have and how you use it, this will help in the planning.

Also, as a reminder, October is our CAW annual meeting. This is the time we conduct the annual business of the club and elect the Board for the coming year.

Don't forget to bring your check books since after lunch we will be auctioning off the last of our wood buy . If you participated in or were present while the other auctions were going on, you know that there is still a lot of wood and there remains loads of excellent pieces. You won't want to miss last this chance as we plan to auction all that remains.

Our thanks to Tom Boley for his donation of red oak, which will be used to make 30 canes, for the CAW Cane Project. Tom donated 36 linear board feet of red oak to the project.

Regarding the Saturday, September 13th meeting, CAW will again be providing pizza for those interested. The cost for lunch is \$3.00, so the entire day will cost you only \$ 10.00, what a bargain.

Happy turnin'

Frank

IF CHANGES NEED TO BE MADE TO YOUR CONTACT INFORMATION, INCLUDING YOUR EMAIL OR MAILING ADDRESS, YOU MUST CONTACT **PHIL MANNINO** at phileman@cox.net . NEITHER CA SAVOY OR RICHARD SHERWOOD CAN MAKE THE CHANGES.

The Phrugal Photo Studio by Jamie Donaldson

The Phrugal Photo Studio way to shoot woodturnings This tutorial is aimed at average "Joe Woodturner" who has some basic photo skills and a digital camera, but not a studio full of lighting equipment. Photographing woodturnings is no more complicated than learning the turning process, but some specialized lighting techniques are necessary in order to accurately present the work. An image of a turning often represents the visual language by which we communicate, and that image must be a literal rendering, with accurate color, dimension, and a sense of reality. In order to convey the message without distraction, keep things simple- we are not selling a "candlelight halo" of a product in a simulated environment. Let's start with the Phrugal Photo Studio principle of maximum image quality with minimum cost and equipment. A box frame made with PVC pipe and sides of foamcore panels provides the means to contain and control light, in this example a regular \$10 Q/H 500w work light fixture. The light is aimed up, not directly toward the subject turning, as in photo 1 below.



Photo 1. Frame is ½" PVC pipe, sides measure 34"x34" and top is 44" wide. Backdrop is white vinyl roll-up window shade. I often plug the camera video into this monitor for enhanced view of camera image.




Photo 2. Add R front panel between light and camera to reduce lens flare and contain light. Move bounce card on L to aim light into base shadow area of turning.

Thus the light is bounced off the sides and top of the enclosure, creating a diffused, softer light without distinct hard shadows. The shadow on the L side of the turning opposite the light source on R is filled with a moveable bounce card- white on one side and optional aluminum foil on the other. This bounce card allows aiming of the bounced light into the base area, filling the deep shadows with some visible detail rather than darkness, as in photo 2 above. This entire set-up can be made for less than \$50! The backdrop should not compete with the subject for your attention. Neutral colors of white or gray work best, and with light colored woods a black background can be used with caution. The light reflective characteristics of the backdrop can significantly alter exposure calculations, especially if your camera doesn't allow manual exposure control. For optimum results, both exposure and color balance can be determined by reading the light reflected from an 18% gray card placed at the subject position. With zoom lens equipped cameras, use the longer focal lengths to avoid "fat lady"(barrel) distortion caused by wide angle lenses. Maximum depth of field is achieved by selectively focusing on a point on the subject that is 1/3 from the front and 2/3 from the back. And of course the camera should always be mounted on a sturdy tripod to avoid the shakes! Manipulation of the captured image with software is a whole 'nother subject, and it is these capabilities that separate film from digital image making. I do most of my shooting with the camera set to the highest resolution that I might ever need, and JPEG compression low (HIGH or FINE on some cameras). When making software changes, always work on a copy of the original file, and convert to a TIFF or other format that doesn't cause further loss of image quality. But having optimal image capture up front really reduces the necessity of making major software changes to the image, and image workflow and output will be better in the end.

Jamie Donaldson's Woodturning Studio

The new shop area housed a 43' 5th wheel trailer/photo lab until I retired last year, so now the space is welcome for other purposes. The 73 Porsche is behind the wood stack on the right which has a 12'x12' door. The Woodfast was my production lathe for 12 years until I decided I needed more power, and that's now Stubby's job! I do occasionally teach privately in this space, and it's much better suited for use and cleaning. But there's never enough space for wood storage!



←
Finishing, carving,
area, which I have
made a New Year's
resolution to keep
clean!

Good luck [Editor]

The Virginia Symposium 2008

Although very much in the beginning stages of development, the 2008 Virginia Symposium is starting to take shape. Here is some preliminary information about the symposium, which may change as the process develops and refines toward a final schedule. This information is being given to you at this time to allow for you to place the occurrence on your schedule and insure no conflict occurs. As more information becomes available, it will be provided in the CAW Newsletter.

The Board of Directors of the Virginia Woodturners Association is planning our 2008 Symposium with a new "Hands-On" format we feel will add excitement and encourage "at the lathe" participation by all attendees. **This two day Symposium will be held on Saturday and Sunday, November 1 and 2, 2008, at the Expoland Exhibition Center in Fishersville, VA.** This new format is a departure from what has been done in the past and is based on the comments of how to improve our Symposia by attendees to the 2004 and 2006 Symposia. This year will feature four main events; 1) four scheduled Invited Demonstrators, 2) an Instant Gallery and silent auction, 3) vendors of woodturning products, and 4) a new feature of 10 – 12 mentored "Hands-On Learning Centers."

The main focus of the Symposium will be on the 10 to 12 simultaneous "Hands-On Learning Centers". Each Learning Center will have a mentor demonstrating a particular technique or type of turning. Attendees will be invited/encouraged to participate by picking up a tool and doing some of the actually turning under the guidance of the mentor. Attendees can freely roam from one Learning Center to another Learning Center as they desire. This allows attendees to see and participate in all of the demonstrations of interest to them and to whatever extent they wish. This freedom to freely pursue personal interests was not possible under the more traditional fixed demonstration rotation format of the past.

The four invited demonstrators will be in an open area large enough to accommodate all attendees at once. These demonstrations will be given by Virginia turners noted for their particular type of turning. The invited demonstrations will be given one in the morning and one in the afternoon of each day of the symposium and last approximately 1-1/2 hours. During the invited demonstrations, activities at the Hands-On Learning Centers will be stopped so that all attendees can see the featured demonstrator.

There will be 8 to 12 spacious vendor booths with turning related equipment and products for sale ranging from heavy duty lathes, turning tools, sanding and finishing supplies, domestic and exotic woods, etc. Vendors will be centrally located within the Symposium area and will be open during the entire event from 9:00 am to 6:00 pm and many will feature "show specials" pricing.

A large area is being set aside for the Instant Gallery and Silent Auction in the same format proven to be highly successful at past Symposia. Virginia turners will be able to proudly display their latest creations which ranks amongst world class turners.

The holiday season is fast approaching. Whether making gifts for your family or items to sell in craft shows, it's time to get your order in for Penn State pen or project kits. Check out the new Penn State web site at www.pennstateind.com and email Amy Rothberg at amy@landingcrafts.com with your orders or questions. Also note that Amy is a Teknatool dealer so contact her about Nova and SuperNova chucks and accessories.

SKILL ENHANCEMENT WORKSHOP

At Bryant School
WED. 09/10/08
9:00AM - 3:00PM
TUESDAY 09/30/08
9:00AM - 3:00PM

Special requests contact:

CA Savoy at
cadjsavoy@cox.net
Or: Don Johnson at
dripapaw@aol.com
Or: Al Melanson at
almelanson@msn.com
Or: Patrick O'Brien
ohbewood@comcast.net

Or: Alan Becker alan-becker@comcast.net

PLEASE NOTE: There is a shop charge of \$5.00. If you use any tool, including the band saw, lathe, drill press etc. the charge will apply. If

you come to visit and just watch, then - no charge.

YOU MUST ALSO BE A MEMBER OF AAW IF YOU WANT TO USE ANY OF THE TOOLS

About Our Members by Phil Brown

This is a reminder that I am still seeking a member who is willing to help me compile the information for this column. If you are interested in assisting, please contact me to discuss the process and where I could use help. Contact information below.

A 20" wall hung platter of curly red maple by **Phil Brown** will be on display September 3-28, 2008, as part of a Senior Artists Alliance exhibit at The Ratner Museum, 10001 Old Georgetown Road, Bethesda, MD. 301-897-1518

On August 14th, **Gerry Headley** demonstrated wood turning at the Lombardi Cancer Center at Georgetown University Hospital in Washington DC.

Bob Horowitz (Bob The Woodturner) will exhibit his work at the Fredericksburg Fall Arts & Crafts Festival, October 11-12, 2008. He has also been appointed to the Standards Committee of the Northern Virginia Handcrafters Guild www.nvhg.org. See his web site at: www.bobthewoodturner.com/

A new member and a new woodturner, **Frank Townsend**, is proud to show his third "project", a mortar in Olive and a pestle of Brazilian Cherry. Frank collects mortars and pestles and got into turning, in part, to see if he could make some of his own. He gives mortars and pestles as wedding gifts, accompanied by this poem he wrote

"It can be said the mortar and pestle
are very much like husband and wife.
Morphologically yes,
but more to the fact
like husband and wife;
they only work,
when they work together."

(See the next page for a photo of Frank's work.)

In October several CAW members will have work in the WWG exhibit at the Del Ray Artisans Gallery, 2704 Mt. Vernon Avenue, Alexandria, which will be open only on weekends. Details next month.

Aaron Grebeldinger will teach Bowl Turning on Saturdays September 6th and October 25th, 10 - 5 PM. Introduction To Hollow Turning with **John Noffsinger** is scheduled on Wednesdays October 1st and 8th from 6:30pm - 9:30pm at WOODCRAFT in Springfield, VA. Call the store at 703-912-6727 to register, or see www.woodcraft.com/stores/store.aspx?id=327&nav=classes.

Tom Boley will be teaching Turning Natural Edge Bowls, Saturday September 27th, and Bowl Turning, Saturday October 25th. Classes are from 10pm - 5pm at the Leesburg WOODCRAFT store. To register, call 703-737-7880 or email them at: Leesburg@Woodcraft.com. See the class schedule at: www.woodcraft.com/stores/store.aspx?id=575&nav=classes.

Don't be shy! Promote yourself. Tell us about your wood-turning activities in the CAW Newsletter. Best to send your information by the second weekend of the previous month (since newsletter deadline may be early in the month) to Phil Brown, phillbrown@comcast.net, or call 301-767-9863.

NOTE: This item came in from AAW.

To Chapter Members:

It's August almost over. Summer is drawing to a close. School will soon be back in session. The weather will turn cooler, and our focus will turn from outside activities to inside. Many of us will be spending much more time at our lathes over the coming months and attendance at AAW Chapter meetings will increase with the change of seasons.

All AAW members know what they like best about their membership but some chapter members may not yet be AAW members and may wonder what benefits await them when they do join the AAW. If someone does not join AAW, the result may be they do not get as involved, may not learn as fast as they could, may not get "hooked" on woodturning, and may not become contributing members of your AAW chapter. What a lost opportunity that would be.

There are eight primary benefits of membership in the AAW. Following is a brief description of these benefits:

1- There are 300 AAW Chapters in North America and around the world which are a great place to meet other woodturners, to share ideas, and to learn. They have monthly meetings with demonstrations and many other activities

About Our Members (continued)

2 - The AAW Journal: American Woodturner is The Journal of the American Association of Woodturners with high quality, full-color publication with a wealth of information for woodturners with articles on all aspects of woodturning and is published quarterly.

3 - AAW Resource Guide: Lists all AAW members with contact information and lists all local chapters, with addresses and meeting times as well as information on Chapter Best Practices, the AAW Member Web Site, Star Chapters, 20th Anniversary Chapters, AAW bylaws, AAW Board of Directors, educational materials such as books and videos, lathe safety guidelines, and a host of other things and is published annually.

4 - AAW Symposium: This is the world's largest gathering of woodturners, with approximately 60 world-class demonstrators, a trade show with every major manufacturer of lathes, tools, and turning supplies and accessories in the world, an instant gallery with hundreds of the world's best wood turnings, a Youth Training Program, with lathe/equipment give-aways to participants, a banquet and auction of selected woodturnings from the Instant Gallery and much, much more. *The 2009 Symposium in Albuquerque, NM, June 26-29, 2009*

5 - AAW Website: www.woodturner.org which is a great source of current information about the AAW and contains contact information for every AAW member world-wide, contact information for demonstrators, a guide to all local chapters, meeting times, locations, and contacts. It has current events, a gallery of current work, membership information, and much, much more.

6 - AAW Forum: www.aawforum.org which is an interactive web site for AAW members where you can interact with woodturners from around the world. It is a great source of current information where you can post your questions, comments, information about your woodturnings, along with photos and where you can seek information about other woodturning resources such as

- Machinery, tools and supplies,
- Wood, and
- Publications

7 - Educational Opportunity Grants: Almost \$100,000 in grants will have been given away this year to individuals, clubs and schools. They are for any qualifying educational opportunity. You can see the AAW web site for details.

8 - AAW Liability Insurance: Liability insurance for Chapter sanctioned events. See the AAW web site for details

Anyone who wishes to join the AAW may become a member simply by visiting the AAW web site at <http://www.woodturner.org/org/mbrship/> and signing up.

To see a presentation on the Value of Membership in the AAW, you can view either of two versions. One is in Microsoft PowerPoint format at http://www.woodturner.org/info/news/letters/AW_Value_Proposition.ppt#276,1,Slide

The other is in PDF Adobe Reader format at http://www.woodturner.org/info/news/letters/AAW_Value_Proposition.pdf.

Thanks and good turning!

Tom Wirsing - AAW Board Member


Frank Townsend's mortar & pestle.



Show and Tell for March by Don Kelley

This is a reminder that in order for your piece to appear in this section of the newsletter, at some point during the monthly meeting, you will need to bring your piece to Don so it can be photographed.

Alan Becker, 6" x 6" segmented zebrawood and walnut



Dale Bright, 10" x 6" natural edge walnut bowl


Genevieve Gural, 7 1/2" x 2" myrtle bowl—her first one



Bob Horowitz, 8 1/2 x 4 1/2" natural edge maple bowl



Don Johnson, upright hollow forms of cherry and maple, 6 x 8 & 4 x 10 respectively left and right



Chuck Kerny, Stars & Strip Pen & Celtic Laminata



Show N' Tell (continued)

Dean Swagert, multi-center red mallee bowl 12" dia.



Henri Weems, 8" x 4" silver maple bowl



WOOD AUCTION ACTION



SHOW AND TELL TABLE



JUDY DITMER DEMO



Richard Sherwood, Newsletter Editor
Capital Area Woodturners (CAW)
11908 Bracken Court
Bowie, MD 20820-4480

New CAW Members for August

Welcome! We are glad you have chosen to contribute your talents to our club. We look forward to the contributions you will make and the pieces you will bring in to Show-&-Tell. Your participation will add to our mutual love of woodturning and to our collective knowledge and skill. Membership in the CAW Chapter is open to anyone interested in the art and craft of woodturning.

First Name	Last Name	City	State
Joe	Flanigan	Ashburn	VA
Bill	Viands	Gambrills	MD
Joe	Mokher	Annandale	VA
James	Brewer	Arlington	VA
Maitland	Sharpe	Arlington	VA

